

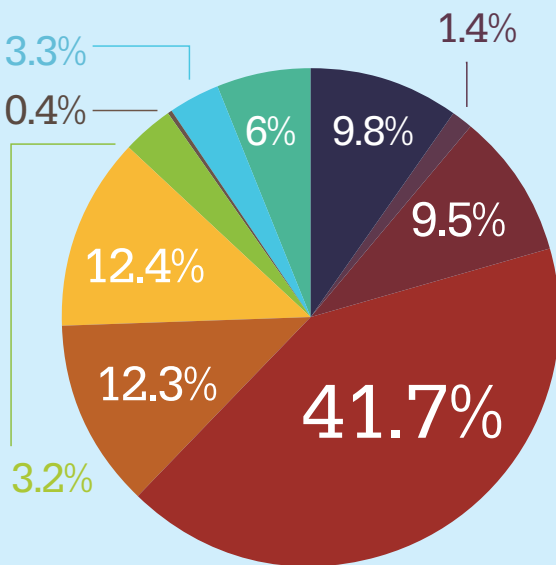
GOLDFIELDS-ESPERANCE REGION

ECONOMIC SNAPSHOT (JUNE 2022)

Output

Total Output **\$28.9b** ↑
13.7% increase year-on-year

Of the total output generated in the Goldfields-Esperance region:



Coolgardie	\$2.840b
Dundas	\$403.841m
Esperance	\$2.743b
Kalgoorlie-Boulder	\$12.041b
Laverton	\$3.558b
Leonora	\$3.574b
Menzies	\$929.785m
Ngaanyatjarraku	\$104.968m
Ravensthorpe	\$941.209m
Wiluna	\$1.720b

Top 6 Sectors by Output:

Mining **\$18.3b**
Manufacturing **\$2.6b**
Construction **\$1.3b**
Rental, Hiring & Real Estate Services **\$1.2b**
Transport, Postal & Warehousing **\$0.8b**

Other Notable Sectors:

Agriculture, Forestry & Fishing **\$674m**



\$190,805

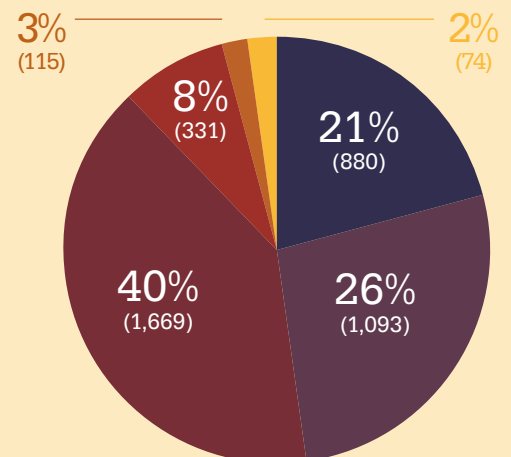
Goldfields-Esperance
Gross Regional
Product Per Capita
(WA \$146,554)



\$326,578

Goldfields-Esperance
Gross Regional
Product Per Worker
(WA \$310,235)

Business Count by Turnover



Building Approval (Value)

\$155.74m
(2020-21)

Business Count

Number of businesses in the region¹ **4,162** (June 2021)

Staff Size	Count
Non employing	2,214
1-19	1,826
20-199	113
200+	9
Total	4,162

Turnover

Zero to less than \$50k	880
\$50k to less than \$200k	1,093
\$200k to less than \$2m	1,669
\$2m to less than \$5m	331
\$5m to less than \$10m	115
\$10m or more	74
Total	4,162

¹ Business Counts are based on snapshots of actively trading businesses from the Australian Bureau of Statistics Business Register (ABSBR). This count only includes businesses which actively traded in goods or services during the reference period.

Employment

Top 5 Sectors by Employment



11,201
Mining



2,041
Construction



2,293
Health Care &
Social Assistance



2,164
Retail
Trade



2,071
Education
& Training

32,605

Total Regional Jobs

2.28%

Unemployment Rate
(December 2021)

Low ↓

Sector Highlights

Resources

With around \$18.3 billion in mining sector output per annum, the region remains one of the most important mining jurisdictions in Australia. Major mineral commodities exported from the region include gold, nickel, rare earth elements and lithium. The local mining industry expands well beyond extraction to also include METS services, exploration, processing, equipment development, education and research.

Gold production remains a mainstay of the local mining sector. Regional production is set to increase, with new, expansion and reactivation projects coming online. These include Binduli North, Paddington Mill, King of the Hills, Wiluna Stage 1, Warrawoona, Tropicana Havana, and the Kalgoorlie Production Centre. Gold output in Australia is expected to increase until 2025-26, with Australian gold export volumes projected to rise from 285 tonnes in 2021-22 to 382 tonnes in 2025-26.²

Agriculture and Food

The Goldfields-Esperance region has a significant agricultural and pastoral sector and a commercial seafood industry. This activity is concentrated in the southern part of the region with pastoral leases throughout the northern region.

Broadacre crops, particularly wheat, barley and canola, are the region's most valuable agricultural commodities. ABARES forecasts that the value of Australian crop exports will reach a record high in 2022-23.³ These forecast high export values will be driven by high world prices and a significant exportable surplus. As a stable producer of high-quality crops, Goldfields-Esperance region producers are expected to benefit from these trends.

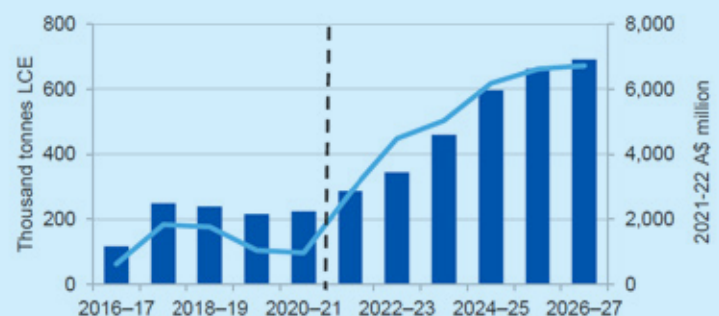
Producers in the region are continuing to explore diversification and value-adding options to meet emerging markets such as consumer demand for alternative proteins.

For more information, visit gedc.wa.gov.au

Battery and Technology Minerals

The Goldfields-Esperance region has globally significant reserves of battery and technology minerals of a quality suitable for lithium-ion battery manufacturing and other advanced applications. Global demand for lithium is forecast to grow strongly in the coming years. The region is the largest global producer of rare earth elements (REE) after China.

AUSTRALIAN LITHIUM PRODUCTION



Notes: Export values include revenue from spodumene concentrate and lithium hydroxide.

Lithium volumes include total exports of spodumene concentrate and lithium hydroxide converted to LCE.

Source: Company reports; WoodMackenzie (2022); Commonwealth Department of Industry, Science, Energy and Resources (2022)

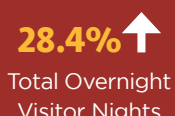
Tourism



13.5% ↑
Total Overnight
Spend



13.6% ↑
Total Overnight
Visitors



28.4% ↑
Total Overnight
Visitor Nights

Year on Year Change, Ending Dec 2021⁴



² Office of the Chief Economist, Resources and Energy Quarterly (March 2022).

³ Australian Bureau of Agricultural and Resource Economics and Sciences (ABARES), Agricultural overview: June quarter 2022

⁴ Tourism Western Australia, Visitation to Western Australia: Overview (Year ending December 2021)

Unless otherwise stated, all data in this document has been sourced from REMPLAN and the ABS.